

Mystery Quilt (straightforward) – Part Five – The Finale!!!

You should now have blocks, each made up of three sections, each block measuring $6\frac{1}{2}$ in x $6\frac{1}{2}$, similar to the example on the right.





You should now decide how to put your quilt together. Here are some possibilities and variations. Feel free to play around with the patches and come up with your own layout. Decide if you want sashing or borders, it is up to you.


Set on Point




In lines




Stars or posies?





Diagonal stripes



Spirals?



Medallion Centre



I hope that you can see the possibilities with this simple pattern.

Have fun putting your quilt together.